

产品规格书

SPECIFICATION OF PRODUCTS

Doc No. : HW20180227-968. 02. 27

客户名称		
产品名称	【SMD CDS Sensor】	
规各型号	【φ3.6 mm series】	
制作担当	李晓辉	供应商盖章处
技术确认	程天赐	
审核批准	张照义	
客户规格		客户盖章处
客户料号		
客户确认		

Add:Room 1004,West-CBD,No.139 Binhe Rd,Futian District,Shenzhen,China

TEL: 0755-82867860 FAX: 0755-82867870 E-mail:sales@szhaiwang.com

Website: <http://www.szhaiwang.cn> (Chinese)
<http://www.szhaiwang.com> (English)

▲Product Overview

(1) **Usage:** According to the principle of photoelectric control, it automatically controls the working status of the product with changes in external light

(2) **Performance:** A. Epoxy resin; B. Fast reaction speed;

C. High sensitivity; D. Small volume;

E. Good reliability; F. Good spectral characteristics;

(3) **Main material composition:** CdS, CdSe, epoxy resin, ceramic substrate, tinned copper wire.

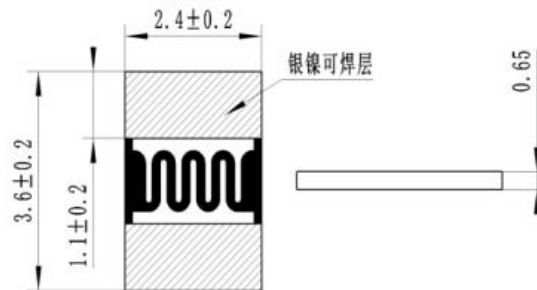


▲Application

Camera, automatic metering, photoelectric control, indoor light control

Alarm industrial control, light control switches, light control lamps, electronic toys, etc

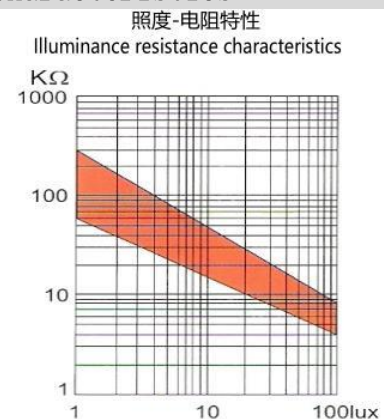
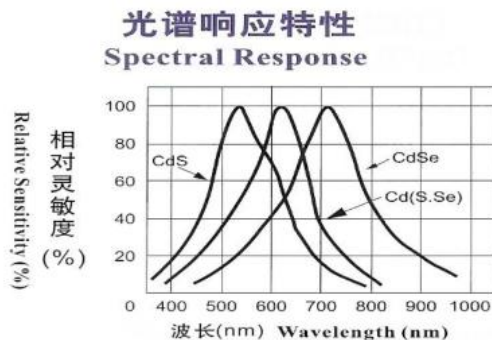
▲Dimension (mm)



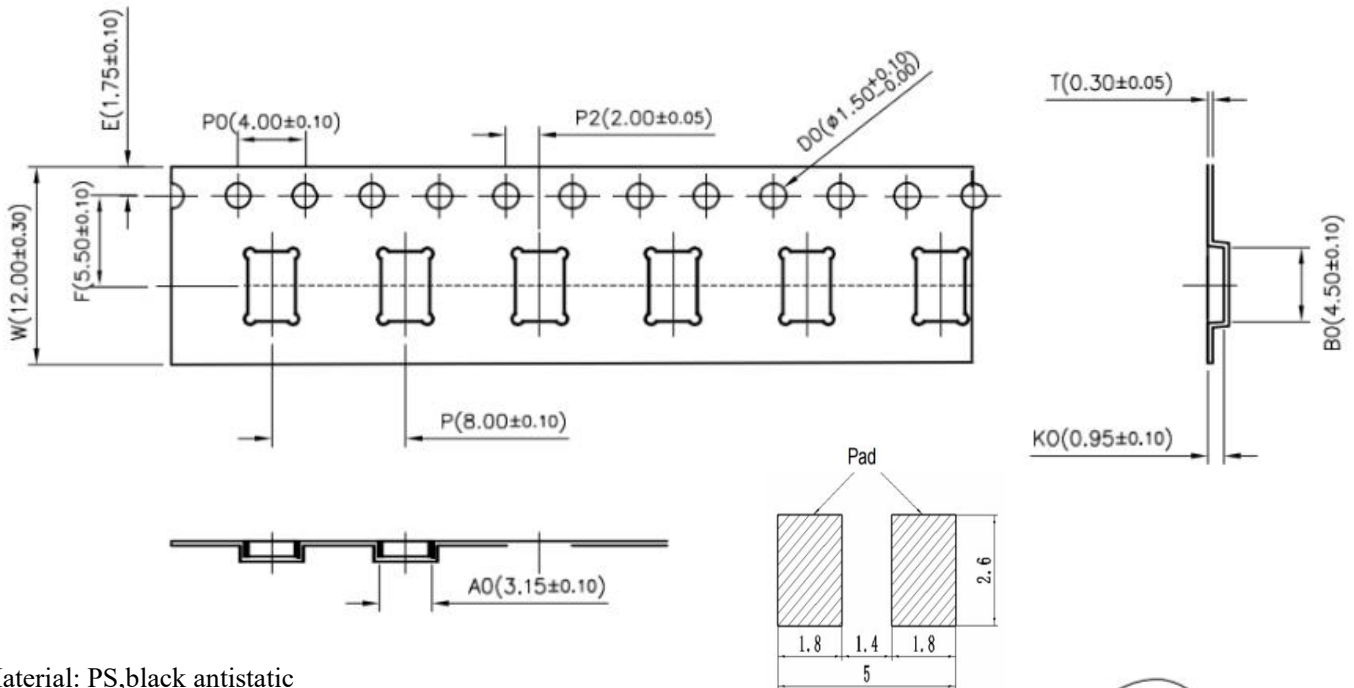
▲Specifications and models

specifications	Type	Max. Voltage (VCD)	Max. power consumption (MW)	ambient temperature (°C)	Spectral peak (nm)	Light resistance (kΩ)	Dark resistance (MΩ)	r 100/10
SMD Photocells Series	MJ36516	60	50	-30~+70	560	5-10	0.5	0.65
	M36528	60	50	-30~+70	560	8-20	1	0.7
	MJ36537	100	50	-30~+70	560	18-50	2	0.7
	MJ36549	100	50	-30~+70	560	50-150	5	0.8

▲Spectral characteristics and illuminance resistance characteristics



▲Belt and disk dimensions



Material: PS,black antistatic

Number of tapes:2000 pcs Per Reel+the begin and end are empty 2

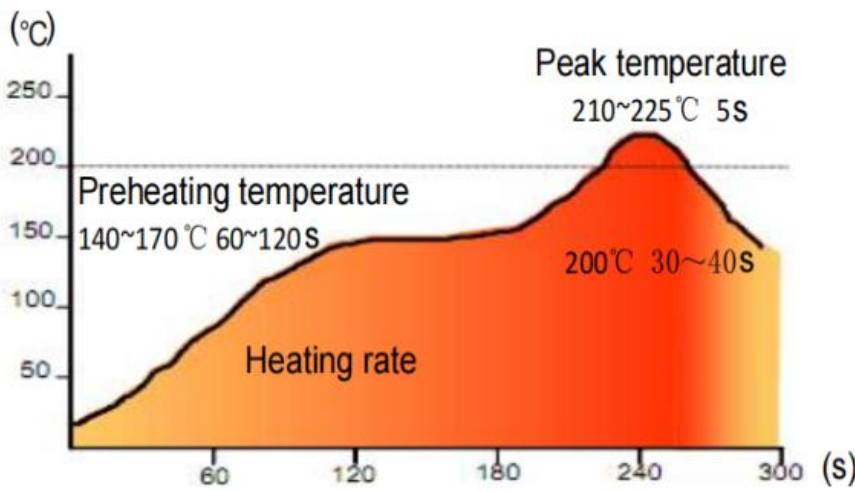
Reel specification: 7-inch black split rubber reel

Reel size:177x60x12.4mm



▲Reflow

回流焊: 使用无铅中温焊膏 Reflow soldering: use lead-free medium temperature solder paste



推荐回流焊温度曲线 Recommended reflow curve

本产品适用于中温锡膏 (熔点151-172°C)。本规范显示了中温焊膏的回流焊温度曲线, 仅供参考, 可根据具体情况进行适当调整。

This product is suitable for medium temperature tin paste (melting point 151-172 °C). This specification displays the reflow temperature curve of medium temperature solder paste for reference only, and can be adjusted appropriately according to specific situations.



▲Test conditions

- (1) **Luminous resistance:** After being irradiated with 400-600Lux light for 2 hours, measure with 10Lux light under standard light source A (color temperature 2856K).
- (2) **Dark resistance:** The resistance value at the 10th second after turning off 10Lux light.
- (3) **The Y value** refers to the standard value under 10Lux illumination and 100Lux illumination Resistance values of R10 and R100 under illumination of 10Lux and 100Lux, respectively.
- (4) **Wire bending degree:** Any bending of the wire is carried out without any breakage or damage found.
- (5) **Vibration:** Place the photoresistor on the vibrator and vibrate for two hours. No damage was found.
- (6) **Voltage withstand:** Apply a 200V DC voltage to both ends of the photoresistor in the dark state, without any abnormal phenomena.
- (7) **Moisture and high temperature resistance:** When working at a humidity of 75 and a temperature of 70 °C, the resistance change rate is less than $\pm 10\%$ When stored at a humidity of 75 ° C and a temperature of 80 ° C, its resistance change rate is less than $\pm 10\%$.
- (8) **Impact resistance:** Place the photoresistor at 80 °C for 4 hours, then at 25 °C for 2 hours, and then at -30 °C for 4 hours. The rate of change in resistance before and after placing the photoresistor is less than $\pm 10\%$.

▲Precautions

- 1.The photoresist contains cadmium (Cd), which does not comply with ROHS. If you must have environmentally friendly photosensitive elements, you can choose the photosensitive sensor series of Shenzhen Jingchuang Heli Technology Co., Ltd
- 2.Storage environment: - 30-50°C, dry and protected from light to avoid pin oxidation.
- 3.During welding, the distance between the welding spot and the photoresist body shall be more than 3mm. So as not to damage the product at high temperature.
- 4.During welding, the temperature shall not be too high and the welding time shall not be too long (no more than 3 seconds). So as not to damage the product high temperature.